

South Coast College
ACCSC July 2023 Report
Graduation & Employment Rates

DAY PROGRAMS					
Program Name & Credential	Length of Program in Months	Population Base	Report Time Frame	SCC Graduation Rate	SCC Employment Rate
COURT REPORTING <i>Certificate</i>	43	14	12/2016 to 11/2017	47%	100%
COURT REPORTING PRODUCTION SPECIALIST <i>Certificate</i>	18	0	01/2020 to 12/2020	0%	0%
MEDICAL ASSISTANT <i>Certificate</i>	9	10	03/2021 to 02/2022	77%	67%
PARALEGAL <i>Associate of Arts</i>	18	7	01/2020 to 12/2020	78%	86%

EVENING PROGRAMS					
Program Name & Credential	Length of Program in Months	Population Base	Report Time Frame	SCC Graduation Rate	SCC Employment Rate
COURT REPORTING <i>Certificate</i>	56	0	04/2015 to 03/2016	0%	0%
COURT REPORTING PRODUCTION SPECIALIST <i>Certificate</i>	24	1	04/2019 to 03/2020	100%	100%
PARALEGAL <i>Associate of Arts</i>	24	3	04/2019 to 03/2020	50%	100%

TEACH OUTS					
Program Name & Credential	Length of Program in Months	Population Base	Report Time Frame	SCC Graduation Rate	SCC Employment Rate
COURT REPORTING DAYS <i>Associate of Applied Science</i>	44	0	10/2016 to 09/2017	0%	0%
COURT REPORTING NIGHTS <i>Associate of Applied Science</i>	58	0	01/2015 to 12/2015	0%	0%



Log Off
073116
Timeout:
44.1 minutes

Annual Report

Programs

School Info

DMS

HELP ?

Annual Report: **2023**

School Number: **073116**

School Name: **South Coast College**

Type: **Main**

Annual Report Status: **Not Submitted**

Address1: **2011 W. Chapman Ave.**

City: **Orange** State: **CA**

Zip: **92868**

GRADUATION AND EMPLOYMENT CHART

You must SAVE the G&E form to calculate totals

Cancel

Complete

Save

Approved Program Title: Court Reporting

Program Code: 1600

Credential: Certificate

Report Date: 7/2023

Program Length in Months: 43

Beginning Date: 12/2016

End Date: 11/2017



CALCULATE

Is this chart for a satellite location? ☐ Yes ☒ No

Is this chart for a program offered 100% via Distance Education? ☐ Yes ☒ No

REPORTING PERIOD

Class Start Date (eg 01/21):	01/17	02/17	04/17	05/17	07/17	08/17	10/17	11/17						Total	%
Number Started:	0	0	0	0	3	15	2	6						26	
Transfers to Another Program/Cohort:	0	0	0	0	0	2	0	1						3	12%
Transfers from Another Program/Cohort:	4	3	0	0	0	0	0	0						7	27%
Total Starts (+/- Transfers):	4	3	0	0	3	13	2	5	0	0	0	0	0	30	
Unavailable for Graduation:	0	0	0	0	0	0	0	0						0	0%
Students Available For Graduation:	4	3	0	0	3	13	2	5	0	0	0	0	0	30	100%
Withdrawn/Terminated Students:	0	0	0	0	1	10	1	4						16	53%
Graduates within 150% Program Length:	4	3	0	0	2	3	1	1	0	0	0	0	0	14	47%

GRADUATION RATE	100%	100%	0%	0%	67%	23%	50%	20%	0%	0%	0%	0%		47%
Graduates - Further Education: 	0	0	0	0	0	0	0	0					0	0%
Graduates - Unavailable for Employment: 	0	1	0	0	1	1	0	0					3	21%
Graduates - Available for Employment:	4	2	0	0	1	2	1	1	0	0	0	0	11	79%
Graduates - Employed in Field:	4	2	0	0	1	2	1	1					11	100%
EMPLOYMENT RATE	100%	100%	0%	0%	100%	100%	100%	100%	0%	0%	0%	0%		100%
Graduates - Unrelated Occupation:	0	0	0	0	0	0	0	0					0	0%
Graduates - Unemployed:	0	0	0	0	0	0	0	0					0	0%
Graduates - Unknown:	0	0	0	0	0	0	0	0					0	0%
Non-Graduated Students Who Obtained Training Related Employment	0	0	0	0	0	0	0	0					0	0%
Employment Rate with Non-Graduated Employed Students	100%	100%	0%	0%	100%	100%	100%	100%	0%	0%	0%	0%		100%

LICENSURE / CERTIFICATION EXAMINATION PASS RATES CHART													
Licensure / Certification Name:	Court Reporters Board of California												
1. Class Start Date:	01/17	02/17	04/17	05/17	07/17	08/17	10/17	11/17					
2. Number of Graduates:	4	3	0	0	2	3	1	1					14
3. # of Graduates Taking Exam:	4	3	0	0	2	3	1	1					14
4. # of Graduates Passing Exam:	4	2	0	0	1	2	1	1					11
5. Percentage of Grads Passing Exam:	100	67	0	0	50	67	100	100	0	0	0	0	79 Avg.
Licensure / Certification Examination Agency Rate:	0	0	0	0	0	0	0	0					0 0
<div>Cancel</div> <div>Save</div>													



Log Off
073116
Timeout:
44.9 minutes

Annual Report

Programs

School Info

DMS

HELP ?

Annual Report: **2023**

School Number: **073116**

School Name: **South Coast College**

Type: **Main**

Annual Report Status: **Not Submitted**

Address1: **2011 W. Chapman Ave.**

City: **Orange** State: **CA**

Zip: **92868**

GRADUATION AND EMPLOYMENT CHART

You must **SAVE** the G&E form to calculate totals

Cancel

☒ Complete

Save



Approved Program Title:	Court Reporting		
Program Code:	1600		
Credential:	Certificate		
Report Date:	7/2023	Program Length in Months:	56
Beginning Date:	4/2015	End Date:	3/2016

Is this chart for a satellite location? ☒ Yes ☐ No

Is this chart for a program offered 100% via Distance Education? ☐ Yes ☒ No

REPORTING PERIOD

Class Start Date (eg 01/21):	04/15	05/15	07/15	08/15	10/15	11/15	01/16	02/16						Total	%
Number Started:	0	0	0	0	0	0	0	0						0	
Transfers to Another Program/Cohort:	0	0	0	0	0	0	0	0						0	0%
Transfers from Another Program/Cohort:	0	0	0	0	0	0	0	0						0	0%
Total Starts (+/- Transfers):	0	0	0	0	0	0	0	0	0	0	0	0	0	0	
Unavailable for Graduation:	0	0	0	0	0	0	0	0						0	0%
Students Available For Graduation:	0	0	0	0	0	0	0	0	0	0	0	0	0	0	0%
Withdrawn/Terminated Students:	0	0	0	0	0	0	0	0						0	0%
Graduates within 150% Program Length:	0	0	0	0	0	0	0	0	0	0	0	0	0	0	0%

GRADUATION RATE	0%	0%	0%	0%	0%	0%	0%	0%	0%	0%	0%	0%	0%	0%
Graduates - Further Education: 	0	0	0	0	0	0	0	0					0	0%
Graduates - Unavailable for Employment: 	0	0	0	0	0	0	0	0					0	0%
Graduates - Available for Employment:	0	0	0	0	0	0	0	0	0	0	0	0	0	0%
Graduates - Employed in Field:	0	0	0	0	0	0	0	0					0	0%
EMPLOYMENT RATE	0%	0%	0%	0%	0%	0%	0%	0%	0%	0%	0%	0%	0%	0%
Graduates - Unrelated Occupation:	0	0	0	0	0	0	0	0					0	0%
Graduates - Unemployed:	0	0	0	0	0	0	0	0					0	0%
Graduates - Unknown:	0	0	0	0	0	0	0	0					0	0%
Non-Graduated Students Who Obtained Training Related Employment	0	0	0	0	0	0	0	0					0	0%
Employment Rate with Non-Graduated Employed Students	0%	0%	0%	0%	0%	0%	0%	0%	0%	0%	0%	0%	0%	0%

LICENSURE / CERTIFICATION EXAMINATION PASS RATES CHART													
Licensure / Certification Name:	Court Reporters Board of California												
	04/15	05/15	07/15	08/15	10/15	11/15	01/16	02/16					
1. Class Start Date:	0	0	0	0	0	0	0	0					
2. Number of Graduates:	0	0	0	0	0	0	0	0					0
3. # of Graduates Taking Exam:	0	0	0	0	0	0	0	0					0
4. # of Graduates Passing Exam:	0	0	0	0	0	0	0	0					0
5. Percentage of Grads Passing Exam:	0	0	0	0	0	0	0	0	0	0	0	0	Avg.
Licensure / Certification Examination Agency Rate:	0	0	0	0	0	0	0	0					0
<div>Cancel</div> <div>Save</div>													



Log Off
073116
Timeout:
44.9 minutes

Annual Report

Programs

School Info

DMS

HELP ?

Annual Report: **2023**

School Number: **073116**

School Name: **South Coast College**

Type: **Main**

Annual Report Status: **Not Submitted**

Address1: **2011 W. Chapman Ave.**

City: **Orange** State: **CA**

Zip: **92868**

GRADUATION AND EMPLOYMENT CHART

You must **SAVE** the G&E form to calculate totals

Cancel

☒ Complete

Save

Approved Program Title: Court Reporting

Program Code: 1600

Credential: AAS

Report Date: 7/2023

Program Length in Months: 44

Beginning Date: 10/2016

End Date: 9/2017



CALCULATE

Is this chart for a satellite location? ☐ Yes ☒ No

Is this chart for a program offered 100% via Distance Education? ☐ Yes ☒ No

REPORTING PERIOD

Class Start Date (eg 01/21):	10/16	11/16	01/17	02/17	04/17	05/17								Total	%
Number Started:	3	7	12	13	3	7								45	
Transfers to Another Program/Cohort:	0	2	5	3	0	0								10	22%
Transfers from Another Program/Cohort:	0	0	0	0	0	0								0	0%
Total Starts (+/- Transfers):	3	5	7	10	3	7	0	0	0	0	0	0	0	35	
Unavailable for Graduation:	0	0	0	0	0	0								0	0%
Students Available For Graduation:	3	5	7	10	3	7	0	0	0	0	0	0	0	35	100%
Withdrawn/Terminated Students:	3	5	7	10	3	7								35	100%
Graduates within 150% Program Length:	0	0	0	0	0	0	0	0	0	0	0	0	0	0	0%

GRADUATION RATE	0%	0%	0%	0%	0%	0%	0%	0%	0%	0%	0%	0%	0%	0%
Graduates - Further Education: 	0	0	0	0	0	0							0	0%
Graduates - Unavailable for Employment: 	0	0	0	0	0	0							0	0%
Graduates - Available for Employment:	0	0	0	0	0	0	0	0	0	0	0	0	0	0%
Graduates - Employed in Field:	0	0	0	0	0	0							0	0%
EMPLOYMENT RATE	0%	0%	0%	0%	0%	0%	0%	0%	0%	0%	0%	0%	0%	0%
Graduates - Unrelated Occupation:	0	0	0	0	0	0							0	0%
Graduates - Unemployed:	0	0	0	0	0	0							0	0%
Graduates - Unknown:	0	0	0	0	0	0							0	0%
Non-Graduated Students Who Obtained Training Related Employment	0	0	0	0	0	0							0	0%
Employment Rate with Non-Graduated Employed Students	0%	0%	0%	0%	0%	0%	0%	0%	0%	0%	0%	0%	0%	0%

LICENSURE / CERTIFICATION EXAMINATION PASS RATES CHART														
Licensure / Certification Name:	Court Reporters Board of California													
1. Class Start Date:	10/16	11/16	01/17	02/17	04/17	05/17								
2. Number of Graduates:	0	0	0	0	0	0								0
3. # of Graduates Taking Exam:	0	0	0	0	0	0								0
4. # of Graduates Passing Exam:	0	0	0	0	0	0								0
5. Percentage of Grads Passing Exam:	0	0	0	0	0	0	0	0	0	0	0	0	0	Avg.
Licensure / Certification Examination Agency Rate:	0	0	0	0	0	0								0
<input type="button" value="Cancel"/>							<input type="button" value="Save"/>							



Log Off
073116
Timeout:
44.9 minutes

Annual Report

Programs

School Info

DMS

HELP ?

Annual Report: **2023** School Number: **073116** School Name: **South Coast College** Type: **Main** Annual Report Status: **Not Submitted**

Address1: **2011 W. Chapman Ave.** City: **Orange** State: **CA** Zip: **92868**

GRADUATION AND EMPLOYMENT CHART

You must **SAVE** the G&E form to calculate totals

Cancel

☒ Complete

Save



Approved Program Title:	Court Reporting		
Program Code:	1600		
Credential:	AAS		
Report Date:	7/2023	Program Length in Months:	58
Beginning Date:	1/2015	End Date:	12/2015

CALCULATE

Is this chart for a satellite location? ☐ Yes ☒ No Is this chart for a program offered 100% via Distance Education? ☐ Yes ☒ No

REPORTING PERIOD

Class Start Date (eg 01/21):	01/15	02/15	04/15	05/15	07/15	08/15	10/15	11/15						Total	%
Number Started:	3	6	1	6	2	7	2	4						31	
Transfers to Another Program/Cohort:	0	1	0	0	0	0	0	0						1	3%
Transfers from Another Program/Cohort:	0	0	0	0	0	0	0	0						0	0%
Total Starts (+/- Transfers):	3	5	1	6	2	7	2	4	0	0	0	0	0	30	
Unavailable for Graduation:	0	0	0	0	0	0	0	0						0	0%
Students Available For Graduation:	3	5	1	6	2	7	2	4	0	0	0	0	0	30	100%
Withdrawn/Terminated Students:	3	5	1	6	2	7	2	4						30	100%
Graduates within 150% Program Length:	0	0	0	0	0	0	0	0	0	0	0	0	0	0	0%

GRADUATION RATE	0%	0%	0%	0%	0%	0%	0%	0%	0%	0%	0%	0%	0%	0%
Graduates - Further Education: 	0	0	0	0	0	0	0	0					0	0%
Graduates - Unavailable for Employment: 	0	0	0	0	0	0	0	0					0	0%
Graduates - Available for Employment:	0	0	0	0	0	0	0	0	0	0	0	0	0	0%
Graduates - Employed in Field:	0	0	0	0	0	0	0	0					0	0%
EMPLOYMENT RATE	0%	0%	0%	0%	0%	0%	0%	0%	0%	0%	0%	0%	0%	0%
Graduates - Unrelated Occupation:	0	0	0	0	0	0	0	0					0	0%
Graduates - Unemployed:	0	0	0	0	0	0	0	0					0	0%
Graduates - Unknown:	0	0	0	0	0	0	0	0					0	0%
Non-Graduated Students Who Obtained Training Related Employment	0	0	0	0	0	0	0	0					0	0%
Employment Rate with Non-Graduated Employed Students	0%	0%	0%	0%	0%	0%	0%	0%	0%	0%	0%	0%	0%	0%

LICENSURE / CERTIFICATION EXAMINATION PASS RATES CHART														
Licensure / Certification Name:	Court Reporters Board of California													
1. Class Start Date:	01/15	02/15	04/15	05/15	07/15	08/15	10/15	11/15						
2. Number of Graduates:	0	0	0	0	0	0	0	0					0	
3. # of Graduates Taking Exam:	0	0	0	0	0	0	0	0					0	
4. # of Graduates Passing Exam:	0	0	0	0	0	0	0	0					0	
5. Percentage of Grads Passing Exam:	0	0	0	0	0	0	0	0	0	0	0	0	0	Avg.
Licensure / Certification Examination Agency Rate:	0	0	0	0	0	0	0	0					0	0
<div>Cancel</div> <div>Save</div>														



Log Off
073116
Timeout:
44.9 minutes

Annual Report

Programs

School Info

DMS

HELP ?

Annual Report: **2023**

School Number: **073116**

School Name: **South Coast College**

Type: **Main**

Annual Report Status: **Not Submitted**

Address1: **2011 W. Chapman Ave.**

City: **Orange** State: **CA**

Zip: **92868**

GRADUATION AND EMPLOYMENT CHART

You must **SAVE** the G&E form to calculate totals

Cancel

☒ Complete

Save

Approved Program Title: Court Reporting Production Specialist, Emphasis Transcript/Document Production

Program Code: 1600

Credential: Certificate

Report Date: 7/2023

Program Length in Months: 18

Beginning Date: 1/2020

End Date: 12/2020



CALCULATE

Is this chart for a satellite location? ☐ Yes ☒ No

Is this chart for a program offered 100% via Distance Education? ☐ Yes ☒ No

REPORTING PERIOD

Class Start Date (eg 01/21):	11/20														Total	%
Number Started:	1														1	
Transfers to Another Program/Cohort:	0														0	0%
Transfers from Another Program/Cohort:	0														0	0%
Total Starts (+/- Transfers):	1	0	0	0	0	0	0	0	0	0	0	0	0	0	1	
Unavailable for Graduation:	0														0	0%
Students Available For Graduation:	1	0	0	0	0	0	0	0	0	0	0	0	0	0	1	100%
Withdrawn/Terminated Students:	1														1	100%
Graduates within 150% Program Length:	0	0	0	0	0	0	0	0	0	0	0	0	0	0	0	0%

GRADUATION RATE	0%	0%	0%	0%	0%	0%	0%	0%	0%	0%	0%	0%	0%	0%
Graduates - Further Education: 	0												0	0%
Graduates - Unavailable for Employment: 	0												0	0%
Graduates - Available for Employment:	0	0	0	0	0	0	0	0	0	0	0	0	0	0%
Graduates - Employed in Field:	0												0	0%
EMPLOYMENT RATE	0%	0%	0%	0%	0%	0%	0%	0%	0%	0%	0%	0%	0%	0%
Graduates - Unrelated Occupation:	0												0	0%
Graduates - Unemployed:	0												0	0%
Graduates - Unknown:	0												0	0%
Non-Graduated Students Who Obtained Training Related Employment	0												0	0%
Employment Rate with Non-Graduated Employed Students	0%	0%	0%	0%	0%	0%	0%	0%	0%	0%	0%	0%	0%	0%

LICENSURE / CERTIFICATION EXAMINATION PASS RATES CHART															
Licensure / Certification Name:															
1. Class Start Date:	11/20														
2. Number of Graduates:	0													0	
3. # of Graduates Taking Exam:	0													0	
4. # of Graduates Passing Exam:	0													0	
5. Percentage of Grads Passing Exam:	0	0	0	0	0	0	0	0	0	0	0	0	0	0	Avg.
Licensure / Certification Examination Agency Rate:	0													0	0
<div>Cancel</div>		<div>Save</div>													



Log Off
073116
Timeout:
44.9 minutes

Annual Report

Programs

School Info

DMS

HELP ?

Annual Report: **2023**

School Number: **073116**

School Name: **South Coast College**

Type: **Main**

Annual Report Status: **Not Submitted**

Address1: **2011 W. Chapman Ave.**

City: **Orange** State: **CA**

Zip: **92868**

GRADUATION AND EMPLOYMENT CHART

You must **SAVE** the G&E form to calculate totals

Cancel

☒ Complete

Save

Approved Program Title: Court Reporting Production Specialist, Emphasis Transcript/Document Production

Program Code: 1600

Credential: Certificate

Report Date: 7/2023

Program Length in Months: 24

Beginning Date: 4/2019

End Date: 3/2020



CALCULATE

Is this chart for a satellite location? ☐ Yes ☒ No

Is this chart for a program offered 100% via Distance Education? ☐ Yes ☒ No

REPORTING PERIOD

Class Start Date (eg 01/21):	11/19														Total	%
Number Started:	1														1	
Transfers to Another Program/Cohort:	0														0	0%
Transfers from Another Program/Cohort:	0														0	0%
Total Starts (+/- Transfers):	1	0	0	0	0	0	0	0	0	0	0	0	0	0	1	
Unavailable for Graduation:	0														0	0%
Students Available For Graduation:	1	0	0	0	0	0	0	0	0	0	0	0	0	0	1	100%
Withdrawn/Terminated Students:	0														0	0%
Graduates within 150% Program Length:	1	0	0	0	0	0	0	0	0	0	0	0	0	0	1	100%

GRADUATION RATE	100%	0%	0%	0%	0%	0%	0%	0%	0%	0%	0%	0%	0%	100%
Graduates - Further Education: 	0													0 0%
Graduates - Unavailable for Employment: 	0													0 0%
Graduates - Available for Employment:	1	0	0	0	0	0	0	0	0	0	0	0	0	1 100%
Graduates - Employed in Field:	1													1 100%
EMPLOYMENT RATE	100%	0%	0%	0%	0%	0%	0%	0%	0%	0%	0%	0%	0%	100%
Graduates - Unrelated Occupation:	0													0 0%
Graduates - Unemployed:	0													0 0%
Graduates - Unknown:	0													0 0%
Non-Graduated Students Who Obtained Training Related Employment	0													0 0%
Employment Rate with Non-Graduated Employed Students	100%	0%	0%	0%	0%	0%	0%	0%	0%	0%	0%	0%	0%	100%

LICENSURE / CERTIFICATION EXAMINATION PASS RATES CHART															
Licensure / Certification Name:															
1. Class Start Date:	11/19														
2. Number of Graduates:	1													1	
3. # of Graduates Taking Exam:	0													0	
4. # of Graduates Passing Exam:	0													0	
5. Percentage of Grads Passing Exam:	0	0	0	0	0	0	0	0	0	0	0	0	0	0	Avg.
Licensure / Certification Examination Agency Rate:	0													0	0
<div>Cancel</div>		<div>Save</div>													



Log Off
073116
Timeout:
44.9 minutes

Annual Report

Programs

School Info

DMS

HELP ?

Annual Report: **2023**

School Number: **073116**

School Name: **South Coast College**

Type: **Main**

Annual Report Status: **Not Submitted**

Address: **2011 W. Chapman Ave.**

City: **Orange** State: **CA**

Zip: **92868**

GRADUATION AND EMPLOYMENT CHART

You must **SAVE** the G&E form to calculate totals

Cancel

☒ Complete

Save



Approved Program Title:	Medical Assistant		
Program Code:	124		
Credential:	Certificate		
Report Date:	7/2023	Program Length in Months:	9
Beginning Date:	3/2021	End Date:	2/2022

Is this chart for a satellite location? ☐ Yes ☒ No

Is this chart for a program offered 100% via Distance Education? ☐ Yes ☒ No

REPORTING PERIOD

Class Start Date (eg 01/21):	04/21	05/21	07/21	08/21	10/21	11/21	01/22							Total	%
Number Started:	1	5	1	2	1	1	2							13	
Transfers to Another Program/Cohort:	0	0	0	0	0	0	0							0	0%
Transfers from Another Program/Cohort:	0	0	0	0	0	0	0							0	0%
Total Starts (+/- Transfers):	1	5	1	2	1	1	2	0	0	0	0	0	0	13	
Unavailable for Graduation:	0	0	0	0	0	0	0							0	0%
Students Available For Graduation:	1	5	1	2	1	1	2	0	0	0	0	0	0	13	100%
Withdrawn/Terminated Students:	0	1	0	0	0	1	1							3	23%
Graduates within 150% Program Length:	1	4	1	2	1	0	1	0	0	0	0	0	0	10	77%

GRADUATION RATE	100%	80%	100%	100%	100%	0%	50%	0%	0%	0%	0%	0%	0%		77%
Graduates - Further Education: 	0	1	1	1	0	0	0							3	30%
Graduates - Unavailable for Employment: 	0	1	0	0	0	0	0							1	10%
Graduates - Available for Employment:	1	2	0	1	1	0	1	0	0	0	0	0	0	6	60%
Graduates - Employed in Field:	1	1	0	1	1	0	0							4	67%
EMPLOYMENT RATE	100%	50%	0%	100%	100%	0%	0%	0%	0%	0%	0%	0%	0%		67%
Graduates - Unrelated Occupation:	0	1	0	0	0	0	0							1	17%
Graduates - Unemployed:	0	0	0	0	0	0	1							1	17%
Graduates - Unknown:	0	0	0	0	0	0	0							0	0%
Non-Graduated Students Who Obtained Training Related Employment	0	0	0	0	0	0	0							0	0%
Employment Rate with Non-Graduated Employed Students	100%	50%	0%	100%	100%	0%	0%	0%	0%	0%	0%	0%	0%		67%

LICENSURE / CERTIFICATION EXAMINATION PASS RATES CHART													
Licensure / Certification Name:													
1. Class Start Date:	04/21	05/21	07/21	08/21	10/21	11/21	01/22						
2. Number of Graduates:	1	4	1	2	1	0	1						10
3. # of Graduates Taking Exam:	0	0	0	0	0	0	0						0
4. # of Graduates Passing Exam:	0	0	0	0	0	0	0						0
5. Percentage of Grads Passing Exam:	0	0	0	0	0	0	0	0	0	0	0	0	Avg.
Licensure / Certification Examination Agency Rate:	0	0	0	0	0	0	0						0
<div>Cancel</div> <div>Save</div>													



Log Off
073116
Timeout:
44.9 minutes

Annual Report

Programs

School Info

DMS

HELP ?

Annual Report: **2023**

School Number: **073116**

School Name: **South Coast College**

Type: **Main**

Annual Report Status: **Not Submitted**

Address1: **2011 W. Chapman Ave.**

City: **Orange** State: **CA**

Zip: **92868**

GRADUATION AND EMPLOYMENT CHART

You must **SAVE** the G&E form to calculate totals

Cancel

☒ Complete

Save



Approved Program Title:	Paralegal		
Program Code:	1625		
Credential:	AA		
Report Date:	7/2023	Program Length in Months:	18
Beginning Date:	1/2020	End Date:	12/2020

Is this chart for a satellite location? ☐ Yes ☒ No

Is this chart for a program offered 100% via Distance Education? ☐ Yes ☒ No

REPORTING PERIOD

Class Start Date (eg 01/21):	03/20	05/20	06/20	08/20	09/20	11/20								Total	%
Number Started:	2	1	1	1	1	2								8	
Transfers to Another Program/Cohort:	0	0	0	0	0	0								0	0%
Transfers from Another Program/Cohort:	0	0	0	1	0	0								1	13%
Total Starts (+/- Transfers):	2	1	1	2	1	2	0	0	0	0	0	0	0	9	
Unavailable for Graduation:	0	0	0	0	0	0								0	0%
Students Available For Graduation:	2	1	1	2	1	2	0	0	0	0	0	0	0	9	100%
Withdrawn/Terminated Students:	0	0	0	0	0	2								2	22%
Graduates within 150% Program Length:	2	1	1	2	1	0	0	0	0	0	0	0	0	7	78%

GRADUATION RATE	100%	100%	100%	100%	100%	0%	0%	0%	0%	0%	0%	0%	0%	78%
Graduates - Further Education: 	0	0	0	0	0	0							0	0%
Graduates - Unavailable for Employment: 	0	0	0	0	0	0							0	0%
Graduates - Available for Employment:	2	1	1	2	1	0	0	0	0	0	0	0	7	100%
Graduates - Employed in Field:	1	1	1	2	1	0							6	86%
EMPLOYMENT RATE	50%	100%	100%	100%	100%	0%	0%	0%	0%	0%	0%	0%		86%
Graduates - Unrelated Occupation:	0	0	0	0	0	0							0	0%
Graduates - Unemployed:	0	0	0	0	0	0							0	0%
Graduates - Unknown:	1	0	0	0	0	0							1	14%
Non-Graduated Students Who Obtained Training Related Employment	0	0	0	0	0	0							0	0%
Employment Rate with Non-Graduated Employed Students	50%	100%	100%	100%	100%	0%	0%	0%	0%	0%	0%	0%		86%

LICENSURE / CERTIFICATION EXAMINATION PASS RATES CHART														
Licensure / Certification Name:														
1. Class Start Date:	03/20	05/20	06/20	08/20	09/20	11/20								
2. Number of Graduates:	2	1	1	2	1	0							7	
3. # of Graduates Taking Exam:	0	0	0	0	0	0							0	
4. # of Graduates Passing Exam:	0	0	0	0	0	0							0	
5. Percentage of Grads Passing Exam:	0	0	0	0	0	0	0	0	0	0	0	0	0	Avg.
Licensure / Certification Examination Agency Rate:	0	0	0	0	0	0							0	0
<div>Cancel</div>							<div>Save</div>							



Log Off
073116
Timeout:
44.9 minutes

Annual Report

Programs

School Info

DMS

HELP ?

Annual Report: **2023**

School Number: **073116**

School Name: **South Coast College**

Type: **Main**

Annual Report Status: **Not Submitted**

Address1: **2011 W. Chapman Ave.**

City: **Orange** State: **CA**

Zip: **92868**

GRADUATION AND EMPLOYMENT CHART

You must **SAVE** the G&E form to calculate totals



Cancel		<input checked="" type="checkbox"/> Complete		Save	
Approved Program Title:	Paralegal				
Program Code:	1625				
Credential:	AA				
Report Date:	7/2023	Program Length in Months:	24		
Beginning Date:	4/2019	End Date:	3/2020	CALCULATE	

Is this chart for a satellite location? ☐ Yes ☒ No

Is this chart for a program offered 100% via Distance Education? ☐ Yes ☒ No

REPORTING PERIOD

Class Start Date (eg 01/21):	04/19	07/19	11/19											Total	%
Number Started:	1	3	0											4	
Transfers to Another Program/Cohort:	0	0	0											0	0%
Transfers from Another Program/Cohort:	0	1	1											2	50%
Total Starts (+/- Transfers):	1	4	1	0	0	0	0	0	0	0	0	0	0	6	
Unavailable for Graduation:	0	0	0											0	0%
Students Available For Graduation:	1	4	1	0	0	0	0	0	0	0	0	0	0	6	100%
Withdrawn/Terminated Students:	1	2	0											3	50%
Graduates within 150% Program Length:	0	2	1	0	0	0	0	0	0	0	0	0	0	3	50%

GRADUATION RATE	0%	50%	100%	0%	0%	0%	0%	0%	0%	0%	0%	0%	0%	50%
Graduates - Further Education: 	0	0	0										0	0%
Graduates - Unavailable for Employment: 	0	0	0										0	0%
Graduates - Available for Employment:	0	2	1	0	0	0	0	0	0	0	0	0	3	100%
Graduates - Employed in Field:	0	2	1										3	100%
EMPLOYMENT RATE	0%	100%	100%	0%	0%	0%	0%	0%	0%	0%	0%	0%	100%	
Graduates - Unrelated Occupation:	0	0	0										0	0%
Graduates - Unemployed:	0	0	0										0	0%
Graduates - Unknown:	0	0	0										0	0%
Non-Graduated Students Who Obtained Training Related Employment	0	0	0										0	0%
Employment Rate with Non-Graduated Employed Students	0%	100%	100%	0%	0%	0%	0%	0%	0%	0%	0%	0%	100%	

LICENSURE / CERTIFICATION EXAMINATION PASS RATES CHART														
Licensure / Certification Name:														
1. Class Start Date:	04/19	07/19	11/19											
2. Number of Graduates:	0	2	1										3	
3. # of Graduates Taking Exam:	0	0	0										0	
4. # of Graduates Passing Exam:	0	0	0										0	
5. Percentage of Grads Passing Exam:	0	0	0	0	0	0	0	0	0	0	0	0	0	Avg.
Licensure / Certification Examination Agency Rate:	0	0	0										0	0
<input type="button" value="Cancel"/>												<input type="button" value="Save"/>		